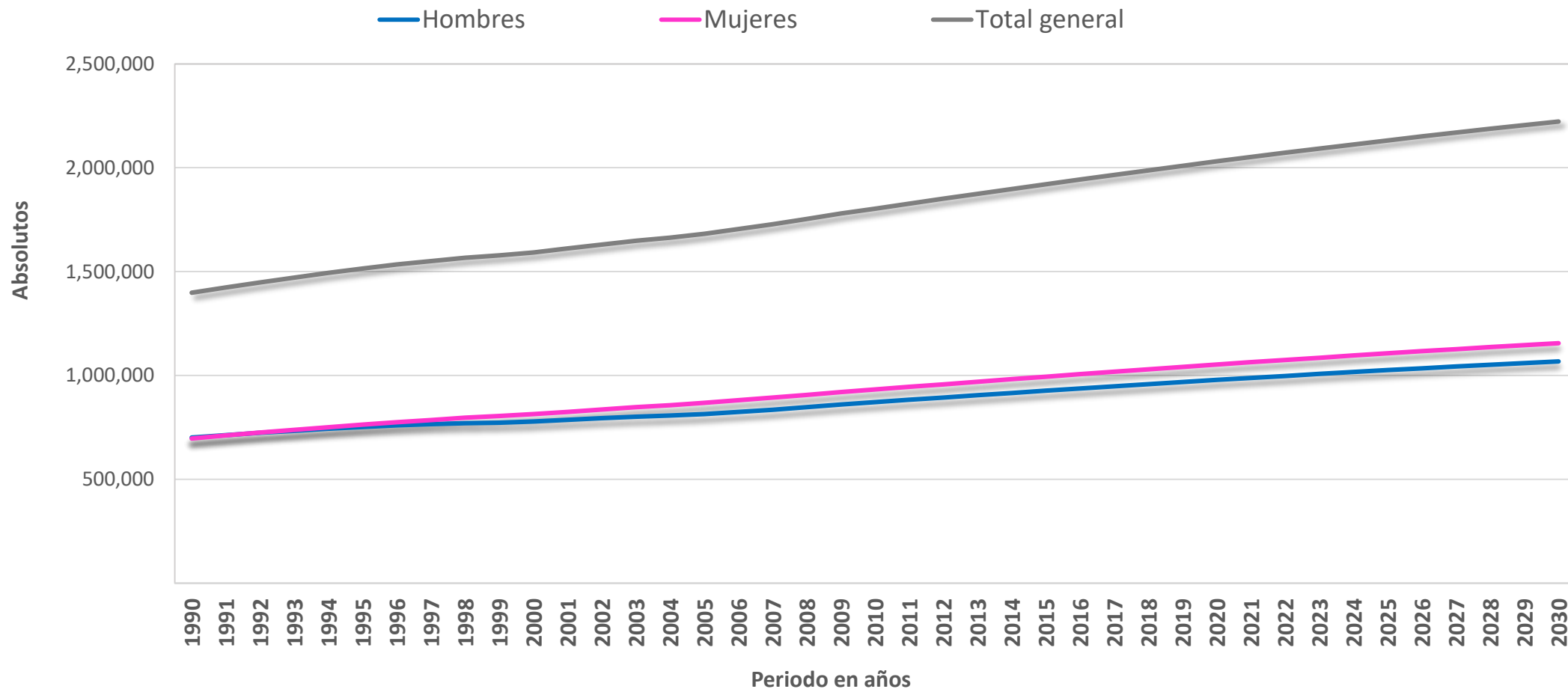


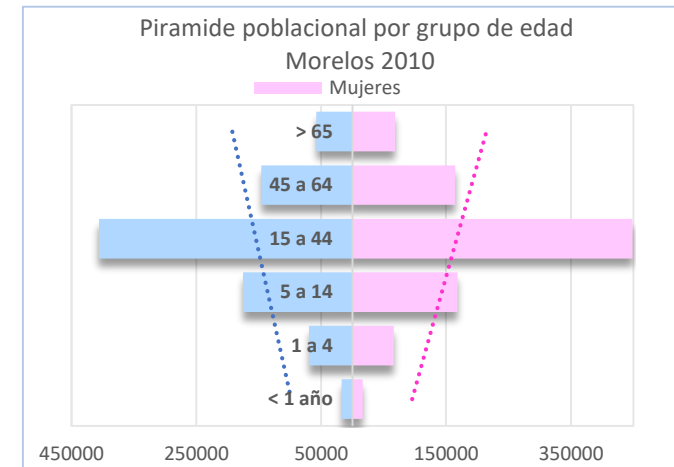
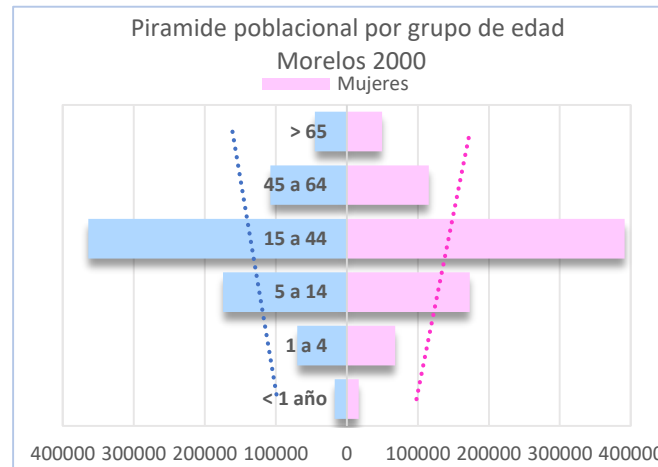
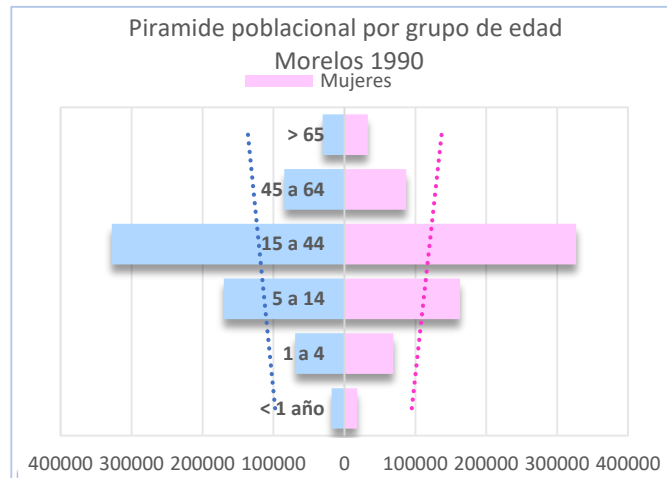
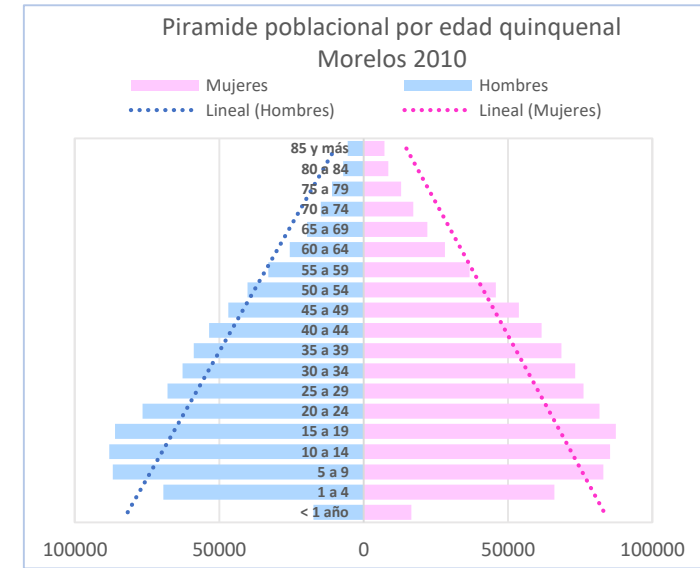
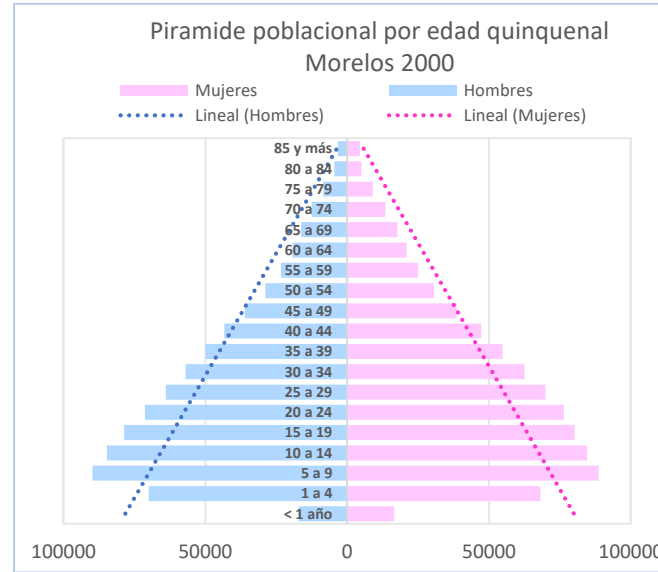
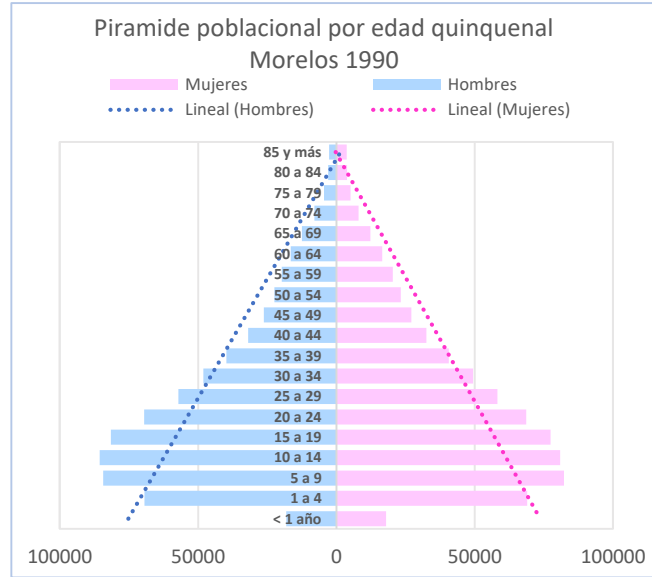
1.2 POBLACIÓN

1.2.1 Crecimiento Poblacional, por Edad Quinquenal y Grupos de Edad de los Años 1990, 2010 y 2030 (Estatal).

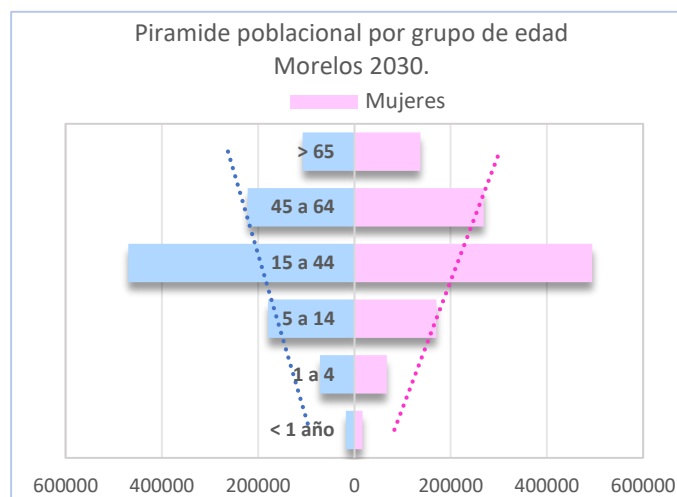
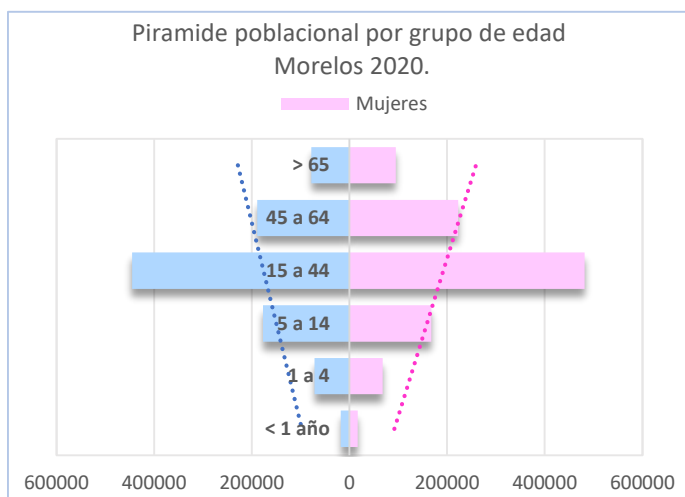
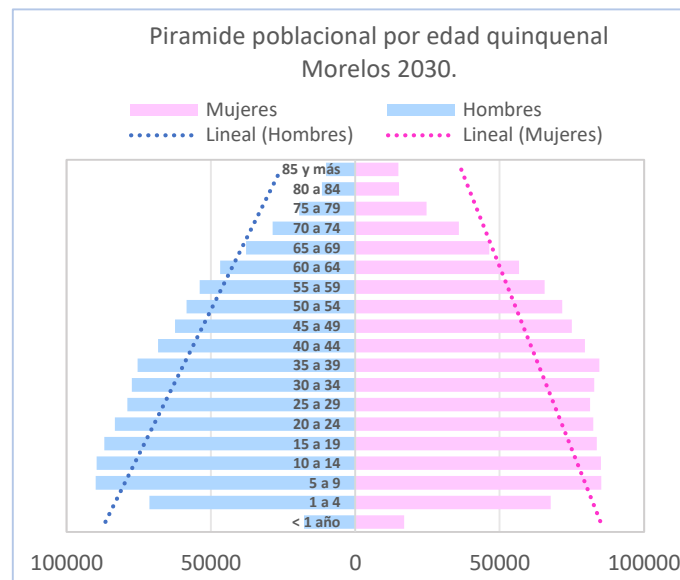
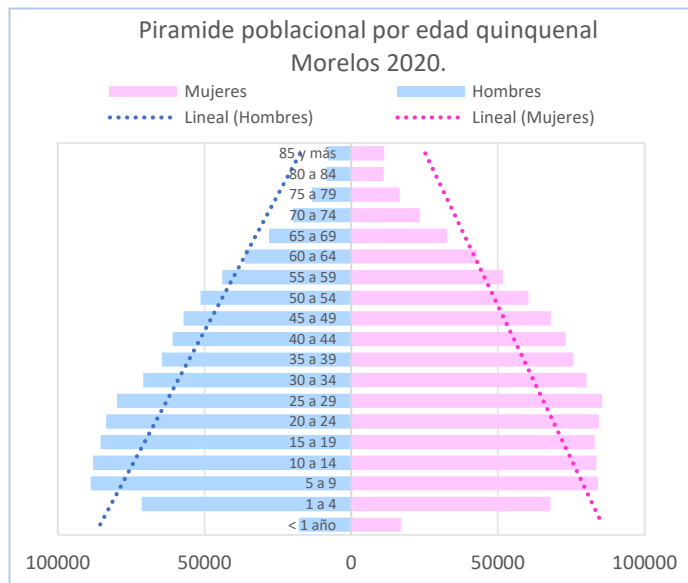
Serie Historica de Población Estado de Morelos 1990-2030



Crecimiento poblacional por edad quinquenal y grupos de edad Morelos 1990 - 2030.



Crecimiento poblacional por edad quinquenal y grupos de edad Morelos 1990 - 2030.



Crecimiento poblacional por edad quinquenal Morelos 1990 - 2030.

Edad quinquenal	1990			2000			2010			2020			2030		
	Hombres	Mujeres	Total	Hombres	Mujeres	Total	Hombres	Mujeres	Total	Hombres	Mujeres	Total	Hombres	Mujeres	Total
Menores de 1	18,174	17,957	36,131	17,118	16,610	33,728	17,358	16,544	33,902	17,895	17,059	34,954	17,753	16,918	34,671
1 a 4	69,356	68,982	138,338	69,931	68,106	138,037	69,373	66,083	135,456	71,461	67,923	139,384	71,286	67,740	139,026
5 a 9	84,309	82,249	166,558	89,760	88,637	178,397	86,872	83,050	169,922	88,817	84,120	172,937	89,905	85,200	175,105
10 a 14	85,603	80,890	166,493	84,711	84,582	169,293	88,103	85,370	173,473	88,020	83,593	171,613	89,547	85,060	174,607
15 a 19	81,563	77,351	158,914	78,621	80,223	158,844	86,043	87,371	173,414	85,442	83,027	168,469	86,885	83,690	170,575
20 a 24	69,505	68,599	138,104	71,239	76,407	147,646	76,587	81,688	158,275	83,569	84,402	167,971	83,213	82,413	165,626
25 a 29	57,125	58,159	115,284	63,927	70,002	133,929	67,861	76,150	144,011	79,838	85,498	165,336	78,938	81,293	160,231
30 a 34	48,111	49,396	97,507	56,914	62,468	119,382	62,739	73,254	135,993	70,955	80,113	151,068	77,377	82,767	160,144
35 a 39	39,794	40,574	80,368	49,945	54,820	104,765	58,877	68,560	127,437	64,542	75,732	140,274	75,385	84,486	159,871
40 a 44	31,875	32,540	64,415	43,314	47,335	90,649	53,532	61,691	115,223	60,886	73,106	133,992	68,268	79,575	147,843
45 a 49	26,219	27,036	53,255	36,092	38,628	74,720	46,868	53,776	100,644	57,180	68,009	125,189	62,423	74,964	137,387
50 a 54	22,394	23,284	45,678	28,813	30,583	59,396	40,245	45,838	86,083	51,429	60,444	111,873	58,492	71,659	130,151
55 a 59	19,827	20,321	40,148	23,387	25,050	48,437	33,013	36,699	69,712	44,015	51,660	95,675	53,909	65,572	119,481
60 a 64	16,560	16,554	33,114	19,317	21,018	40,335	25,576	28,180	53,756	36,354	42,726	79,080	46,795	56,690	103,485
65 a 69	12,515	12,253	24,768	16,281	17,678	33,959	19,621	22,073	41,694	28,090	32,712	60,802	37,803	46,393	84,196
70 a 74	7,952	7,967	15,919	12,510	13,469	25,979	14,825	17,251	32,076	19,913	23,442	43,355	28,612	35,847	64,459
75 a 79	4,536	5,075	9,611	8,394	8,998	17,392	10,942	13,038	23,980	13,435	16,495	29,930	19,482	24,712	44,194
80 a 84	3,022	3,778	6,800	4,445	4,972	9,417	7,031	8,542	15,573	8,469	11,016	19,485	11,560	15,173	26,733
85 y más	2,601	3,694	6,295	3,253	4,508	7,761	5,521	7,195	12,716	7,961	11,232	19,193	10,126	14,952	25,078
Total general	701,041	696,659	1,397,700	777,972	814,094	1,592,066	870,987	932,353	1,803,340	978,271	1,052,309	2,030,580	1,067,759	1,155,104	2,222,863

Crecimiento poblacional por grupo de edad Morelos 1990 - 2030.

Edad quinquenal	1990			2000			2010			2020			2030		
	Hombres	Mujeres	Total	Hombres	Mujeres	Total	Hombres	Mujeres	Total	Hombres	Mujeres	Total	Hombres	Mujeres	Total
< 1 año	18,174	17,957	36,131	17,118	16,610	33,728	17,358	16,544	33,902	17,895	17,059	34,954	17,753	16,918	34,671
1 a 4	69,356	68,982	138,338	69,931	68,106	138,037	69,373	66,083	135,456	71,461	67,923	139,384	71,286	67,740	139,026
5 a 14	169,912	163,139	333,051	174,471	173,219	347,690	174,975	168,420	343,395	176,837	167,713	344,550	179,452	170,260	349,712
15 a 44	327,973	326,619	654,592	363,960	391,255	755,215	405,639	448,714	854,353	445,232	481,878	927,110	470,066	494,224	964,290
45 a 64	85,000	87,195	172,195	107,609	115,279	222,888	145,702	164,493	310,195	188,978	222,839	411,817	221,619	268,885	490,504
> 65 años	30,626	32,767	63,393	44,883	49,625	94,508	57,940	68,099	126,039	77,868	94,897	172,765	107,583	137,077	244,660
Total general	701,041	696,659	1,397,700	777,972	814,094	1,592,066	870,987	932,353	1,803,340	978,271	1,052,309	2,030,580	1,067,759	1,155,104	2,222,863