

DIAGNÓSTICO ESTATAL DE SALUD 2021





2. PERFIL EPIDEMIOLÓGICO

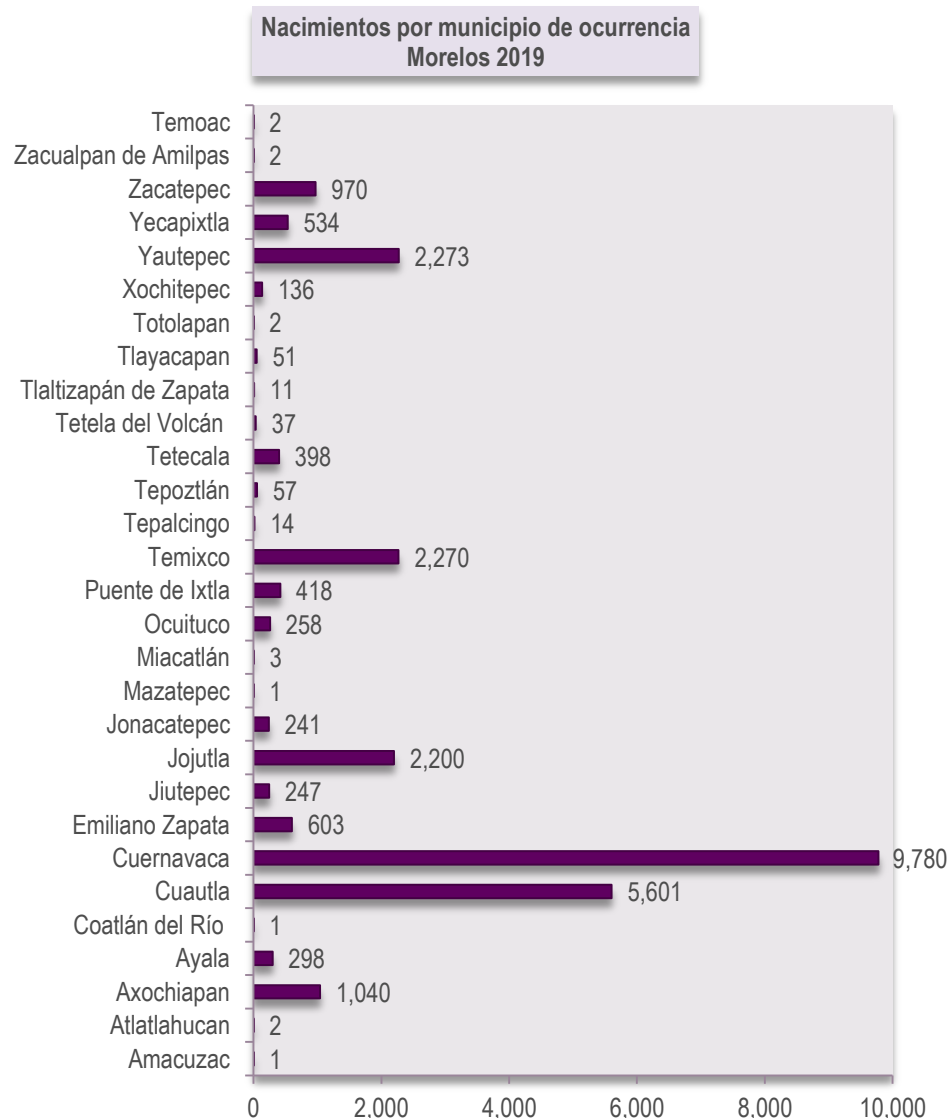
2.1 Nacimientos

2.1.3 Nacimientos por Jurisdicción y municipio de ocurrencia Histórico de nacimientos 2010-2020



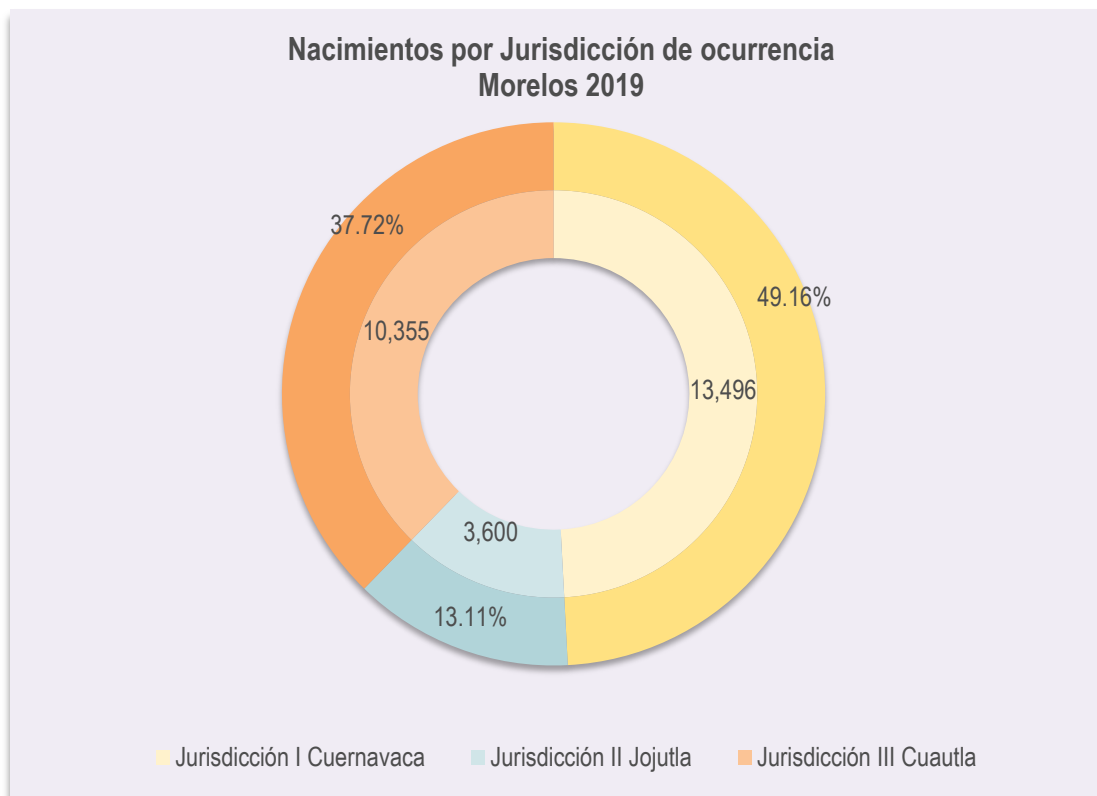
Nacimientos por municipio de ocurrencia Morelos 2019

| Jurisd. | Clave municipio | Municipio | Nacimientos | Porcentaje [%] |
|---------|-----------------|-----------------------|-------------|----------------|
| II | 001 | Amacuzac | 1 | 0.00% |
| III | 002 | Atlatlahucan | 2 | 0.01% |
| III | 003 | Axochiapan | 1,040 | 3.79% |
| III | 004 | Ayala | 298 | 1.09% |
| I | 005 | Coatlán del Río | 1 | 0.00% |
| III | 006 | Cuautla | 5,601 | 20.40% |
| I | 007 | Cuernavaca | 9,780 | 35.63% |
| I | 008 | Emiliano Zapata | 603 | 2.20% |
| I | 011 | Jiutepec | 247 | 0.90% |
| II | 012 | Jojutla | 2,200 | 8.01% |
| III | 013 | Jonacatepec | 241 | 0.88% |
| I | 014 | Mazatepec | 1 | 0.00% |
| I | 015 | Miacatlán | 3 | 0.01% |
| III | 016 | Ocuituco | 258 | 0.94% |
| II | 017 | Puente de Ixtla | 418 | 1.52% |
| I | 018 | Temixco | 2,270 | 8.27% |
| III | 019 | Tepalcingo | 14 | 0.05% |
| I | 020 | Tepoztlán | 57 | 0.21% |
| I | 021 | Tetecala | 398 | 1.45% |
| III | 022 | Tetela del Volcán | 37 | 0.13% |
| II | 024 | Tlaltizapán de Zapata | 11 | 0.04% |
| III | 026 | Tlayacapan | 51 | 0.19% |
| III | 027 | Totolapan | 2 | 0.01% |
| I | 028 | Xochitepec | 136 | 0.50% |
| III | 029 | Yautepec | 2,273 | 8.28% |
| III | 030 | Yecapixtla | 534 | 1.95% |
| II | 031 | Zacatepec | 970 | 3.53% |
| III | 32 | Zacualpan de Amilpas | 2 | 0.01% |
| III | 033 | Temoac | 2 | 0.01% |
| Total | | | 27,451 | 100.00% |





Nacimientos por jurisdicción Morelos 2019



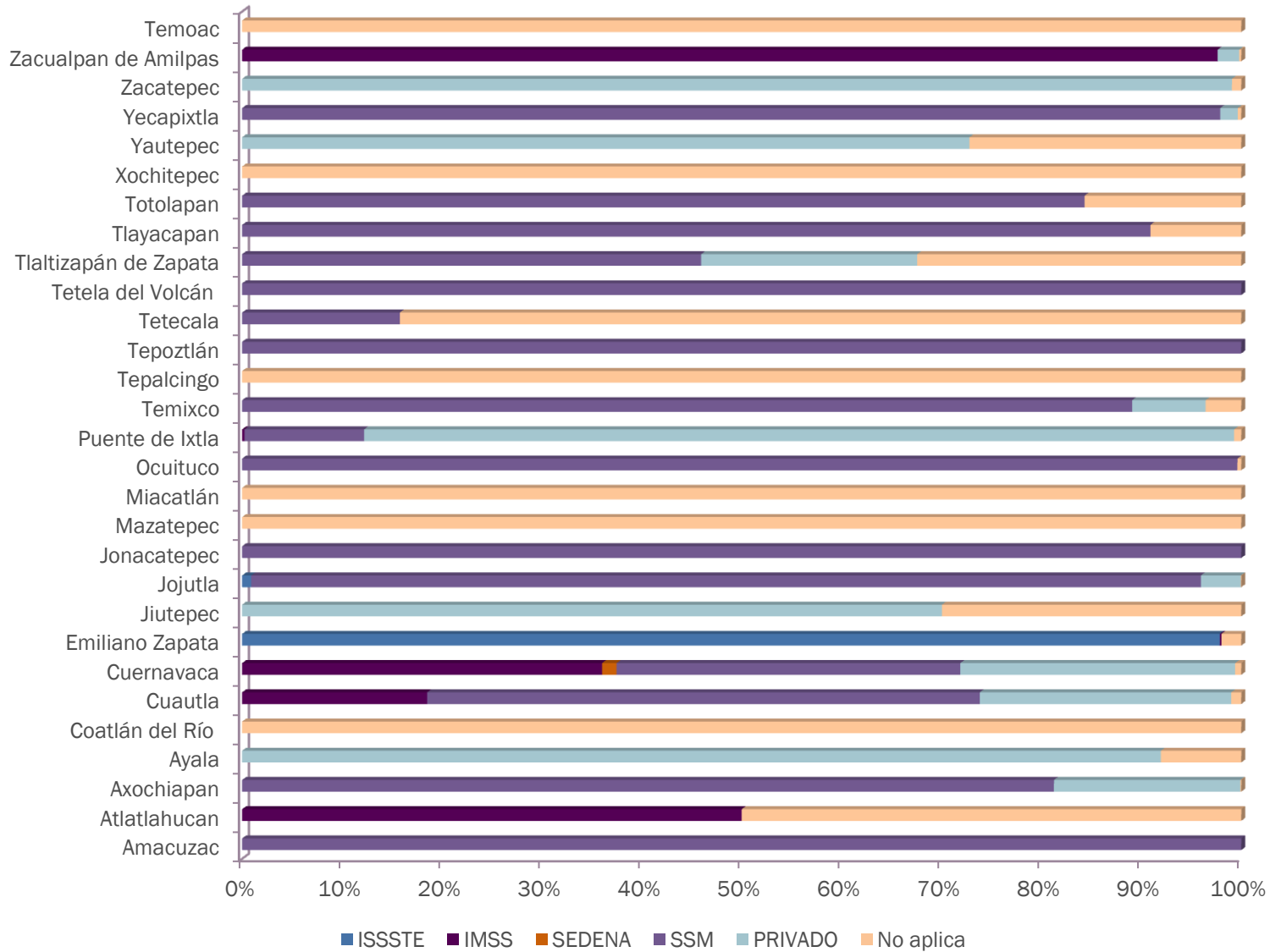
| Jurisdicción | Municipios | Nacimientos | Porcentaje |
|---------------------------|------------|-------------|------------|
| Jurisdicción I Cuernavaca | 10 | 13,496 | 49.16% |
| Jurisdicción II Jojutla | 5 | 3,600 | 13.11% |
| Jurisdicción III Cuautla | 14 | 10,355 | 37.72% |
| Total | 29 | 27,451 | 100.00% |

Nacimientos por institución de ocurrencia 2019

| Jurisd. | Clave municipio | Municipio | ISSSTE | IMSS | SEDENA | SSM | PRIVADO | No aplica | TOTAL |
|---------|-----------------|-----------------------|--------|-------|--------|--------|---------|-----------|--------|
| II | 001 | Amacuzac | | | | 1 | | | 1 |
| III | 002 | Atlatlahucan | | 1 | | | | 1 | 2 |
| III | 003 | Axochiapan | | | | 845 | 194 | 1 | 1,040 |
| III | 004 | Ayala | | | | | 274 | 24 | 298 |
| I | 005 | Coatlán del Río | | | | | | 1 | 1 |
| III | 006 | Cuautla | | 1,037 | | 3,098 | 1,410 | 56 | 5,601 |
| I | 007 | Cuernavaca | | 3,523 | 142 | 3,365 | 2,690 | 60 | 9,780 |
| I | 008 | Emiliano Zapata | 590 | 1 | | | | 12 | 603 |
| I | 011 | Jiutepec | | | | | 173 | 74 | 247 |
| II | 012 | Jojutla | 20 | | | 2,091 | 88 | 1 | 2,200 |
| III | 013 | Jonacatepec | | | | 241 | | | 241 |
| I | 014 | Mazatepec | | | | | | 1 | 1 |
| I | 015 | Miacatlán | | | | | | 3 | 3 |
| III | 016 | Ocuituco | | | | 257 | | 1 | 258 |
| II | 017 | Puente de Ixtla | | 1 | | 50 | 364 | 3 | 418 |
| I | 018 | Temixco | | | | 2,022 | 167 | 81 | 2,270 |
| III | 019 | Tepalcingo | | | | | | 2 | 2 |
| I | 020 | Tepoztlán | | | | 14 | | | 14 |
| I | 021 | Tetecala | | | | 9 | | 48 | 57 |
| III | 022 | Tetela del Volcán | | | | 398 | | | 398 |
| II | 024 | Tlaltizapán de Zapata | | | | 17 | 8 | 12 | 37 |
| III | 026 | Tlayacapan | | | | 10 | | 1 | 11 |
| III | 027 | Totolapan | | | | 43 | | 8 | 51 |
| I | 028 | Xochitepec | | | | | | 2 | 2 |
| III | 029 | Yautepec | | | | | 99 | 37 | 136 |
| III | 030 | Yecapixtla | | | | 2,225 | 40 | 8 | 2,273 |
| II | 031 | Zacatepec | | | | | 529 | 5 | 534 |
| III | 32 | Zacualpan de Amilpas | | 947 | | | 21 | 2 | 970 |
| III | 033 | Temoac | | | | | | 2 | 2 |
| | Total | | 610 | 5,510 | 142 | 14,686 | 6,057 | 446 | 27,451 |

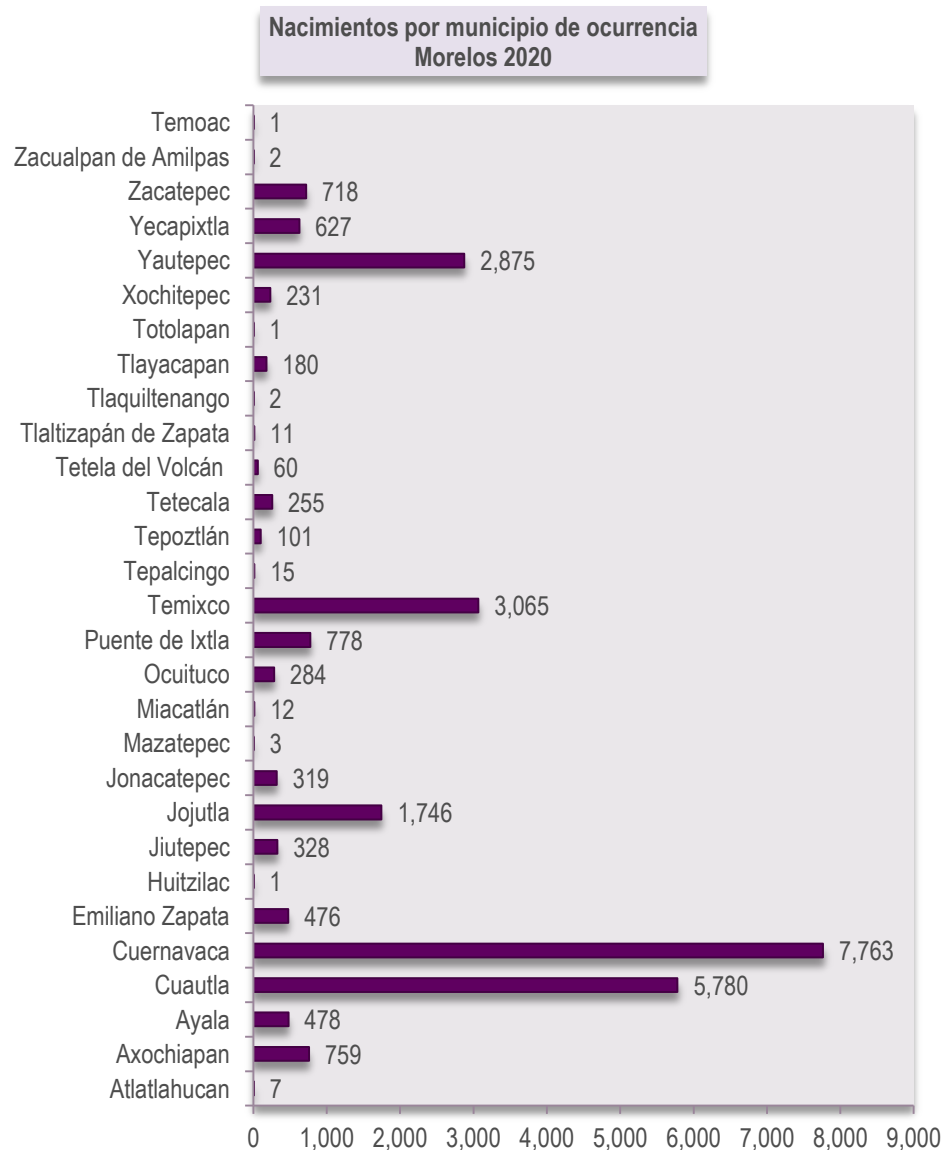


Nacimientos por institución de ocurrencia 2019



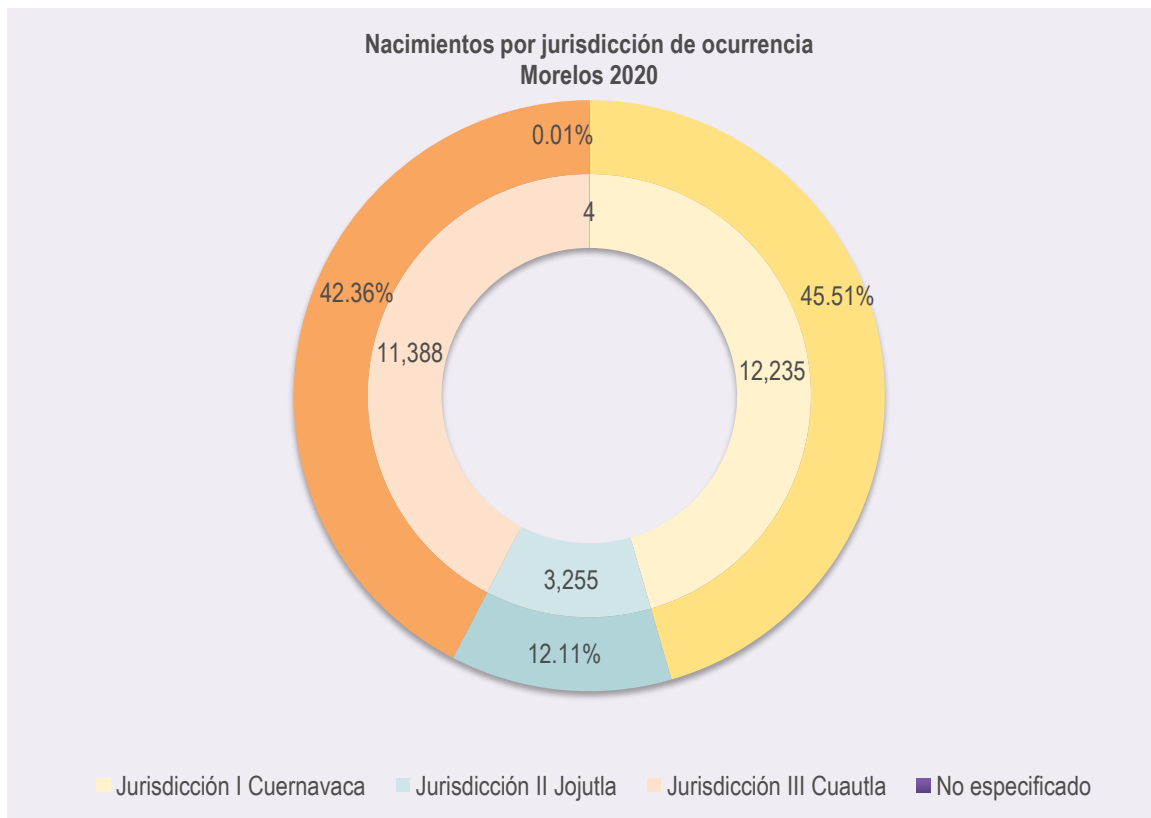
Nacimientos por municipio de ocurrencia Morelos 2020

| Jurisd. | Clave municipio | Municipio | Nacimientos | Porcentaje [%] |
|---------|-----------------|-----------------------|-------------|----------------|
| III | 002 | Atlatlahucan | 7 | 0.03% |
| III | 003 | Axochiapan | 759 | 2.82% |
| III | 004 | Ayala | 478 | 1.78% |
| III | 006 | Cuatla | 5,780 | 21.50% |
| I | 007 | Cuernavaca | 7,763 | 28.88% |
| I | 008 | Emiliano Zapata | 476 | 1.77% |
| I | 009 | Huitzilac | 1 | 0.00% |
| I | 011 | Jiutepec | 328 | 1.22% |
| II | 012 | Jojutla | 1,746 | 6.50% |
| III | 013 | Jonacatepec | 319 | 1.19% |
| I | 014 | Mazatepec | 3 | 0.01% |
| I | 015 | Miacatlán | 12 | 0.04% |
| III | 016 | Ocuituco | 284 | 1.06% |
| II | 017 | Puente de Ixtla | 778 | 2.89% |
| I | 018 | Temixco | 3,065 | 11.40% |
| III | 019 | Tepalcingo | 15 | 0.06% |
| I | 020 | Tepoztlán | 101 | 0.38% |
| I | 021 | Tetecala | 255 | 0.95% |
| III | 022 | Tetela del Volcán | 60 | 0.22% |
| II | 024 | Tlaltizapán de Zapata | 11 | 0.04% |
| II | 025 | Tlaquitenango | 2 | 0.01% |
| III | 026 | Tlayacapan | 180 | 0.67% |
| III | 027 | Totolapan | 1 | 0.00% |
| I | 028 | Xochitepec | 231 | 0.86% |
| III | 029 | Yautepec | 2,875 | 10.69% |
| III | 030 | Yecapixtla | 627 | 2.33% |
| II | 031 | Zacatepec | 718 | 2.67% |
| III | 32 | Zacualpan de Amilpas | 2 | 0.01% |
| III | 033 | Temoac | 1 | 0.00% |
| | No especificado | | 4 | 0.01% |
| | Total | | 26,882 | 100.00% |





Nacimientos por jurisdicción Morelos 2020



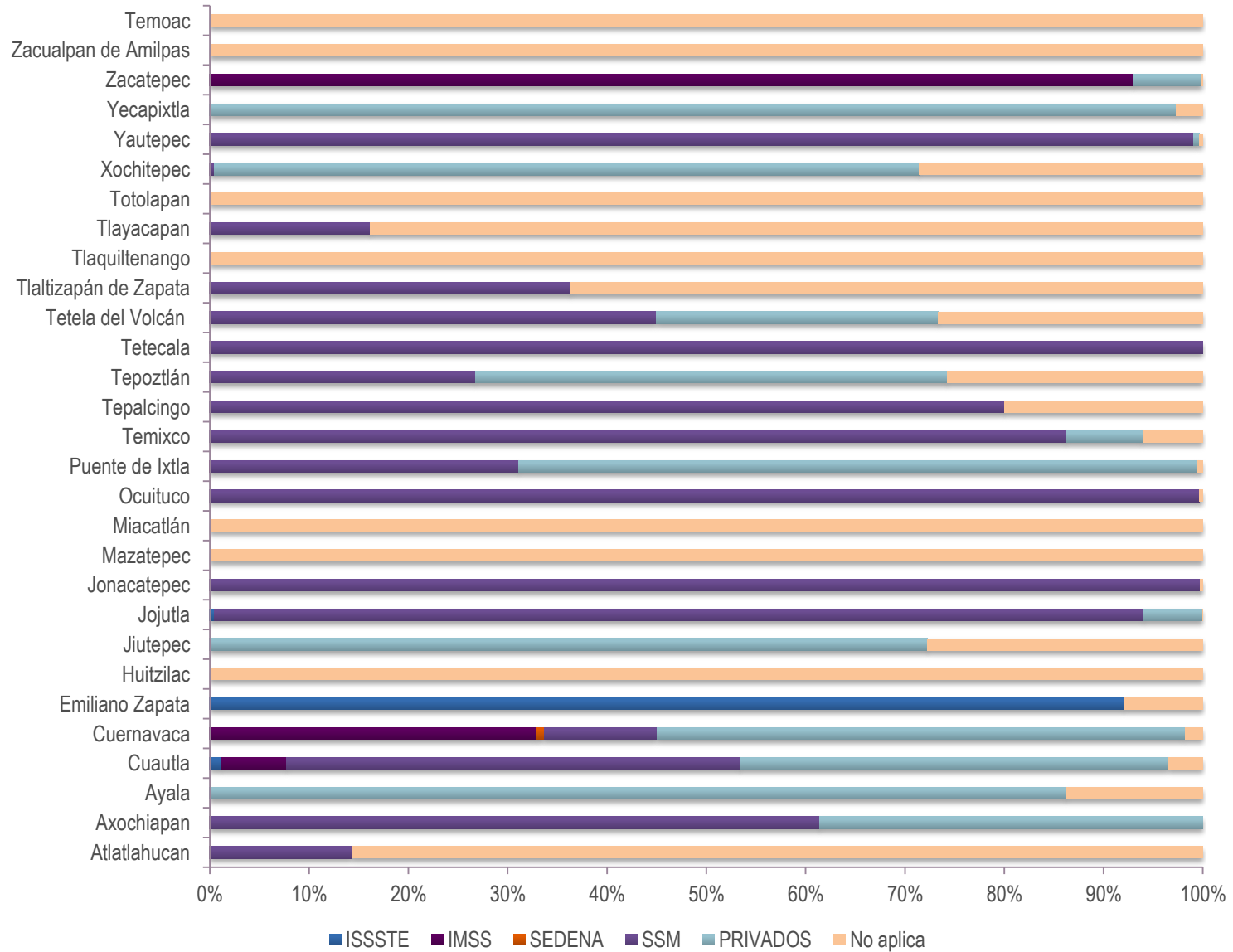
| Jurisdicción | Municipios | Nacimientos | Porcentaje |
|---------------------------|------------|-------------|------------|
| Jurisdicción I Cuernavaca | 10 | 12,235 | 45.51% |
| Jurisdicción II Jojutla | 5 | 3,255 | 12.11% |
| Jurisdicción III Cuautla | 14 | 11,388 | 42.36% |
| No especificado | / | 4 | 0.01% |
| Total | 29 | 26,882 | 100.00% |

Nacimientos por institución de ocurrencia 2020

| Jurisd. | Clave municipio | Municipio | ISSSTE | IMSS | SEDENA | SSM | PRIVADOS | No aplica | Total |
|---------|-----------------|-----------------------|--------|-------|--------|-----|----------|-----------|--------|
| III | 002 | Atlatlahucan | | | 6 | | 1 | | 7 |
| III | 003 | Axochiapan | | | | | 466 | 293 | 759 |
| III | 004 | Ayala | | | 66 | | | 412 | 478 |
| III | 006 | Cuatla | 70 | 378 | 202 | | 2,638 | 2,492 | 5,780 |
| I | 007 | Cuernavaca | | 2,553 | 141 | 60 | 881 | 4,128 | 7,763 |
| I | 008 | Emiliano Zapata | 438 | | 38 | | | | 476 |
| I | 009 | Huitzilac | | | 1 | | | | 1 |
| I | 011 | Jiutepec | | | 91 | | | 237 | 328 |
| II | 012 | Jojutla | 8 | | 1 | | 1,634 | 103 | 1,746 |
| III | 013 | Jonacatepec | | | 1 | | 318 | | 319 |
| I | 014 | Mazatepec | | | 3 | | | | 3 |
| I | 015 | Miacatlán | | | 12 | | | | 12 |
| III | 016 | Ocuituco | | | 1 | | 283 | | 284 |
| II | 017 | Puente de Ixtla | | 1 | 5 | | 241 | 531 | 778 |
| I | 018 | Temixco | | | 186 | | 2,642 | 237 | 3,065 |
| III | 019 | Tepalcingo | | | 3 | | 12 | | 15 |
| I | 020 | Tepoztlán | | | 26 | | 27 | 48 | 101 |
| I | 021 | Tetecala | | | | | 255 | | 255 |
| III | 022 | Tetela del Volcán | | | 16 | | 27 | 17 | 60 |
| II | 024 | Tlaltizapán de Zapata | | | 7 | | 4 | | 11 |
| II | 025 | Tlaquiltenango | | | 2 | | | | 2 |
| III | 026 | Tlayacapan | | | 151 | | 29 | | 180 |
| III | 027 | Totolapan | | | 1 | | | | 1 |
| I | 028 | Xochitepec | | | 66 | | 1 | 164 | 231 |
| III | 029 | Yautepec | | | 11 | | 2,848 | 16 | 2,875 |
| III | 030 | Yecapixtla | | | 17 | | | 610 | 627 |
| II | 031 | Zacatepec | | 668 | 1 | | | 49 | 718 |
| III | 32 | Zacualpan de Amilpas | | | 2 | | | | 2 |
| III | 033 | Temoac | | | 1 | | | | 1 |
| | | No especificado | | | 4 | | | | 4 |
| | | Total | 516 | 3,600 | 1,062 | 60 | 12,307 | 9,337 | 26,882 |



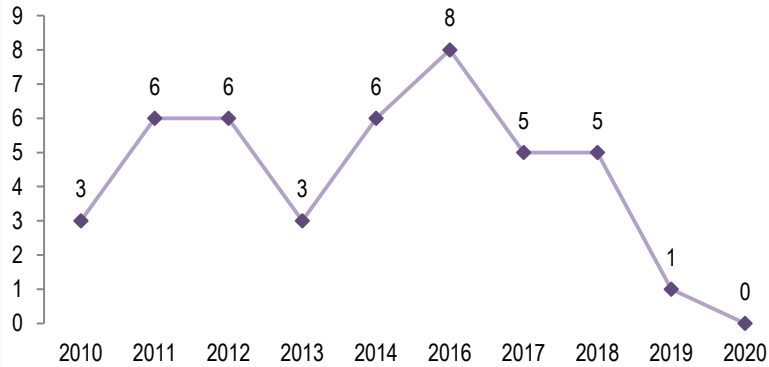
Nacimientos por institución de ocurrencia 2020



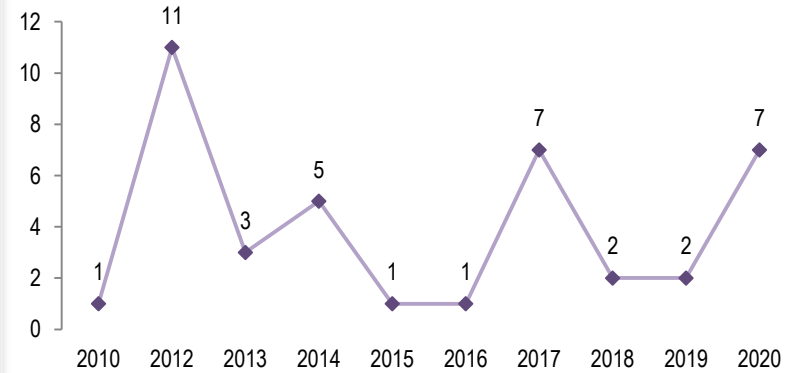


Nacimientos por municipio de ocurrencia 2010-2020

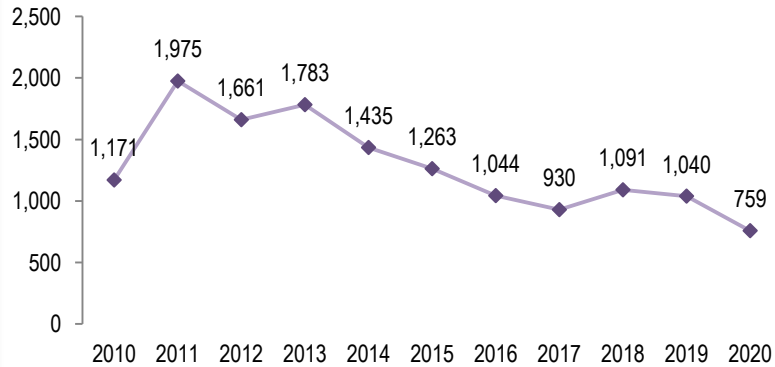
Amacuzac



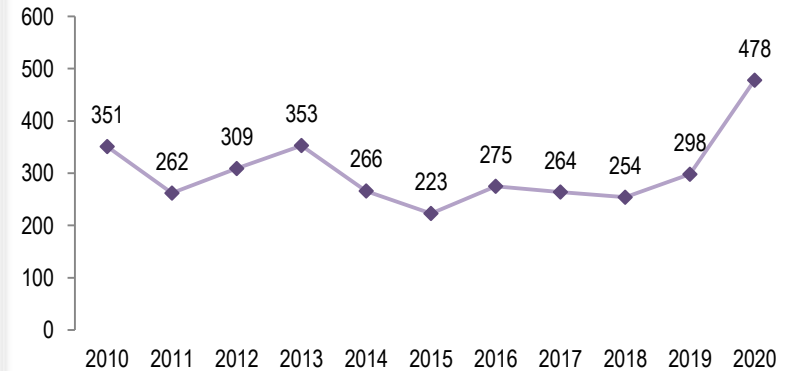
Atlatlahucan



Axochiapan



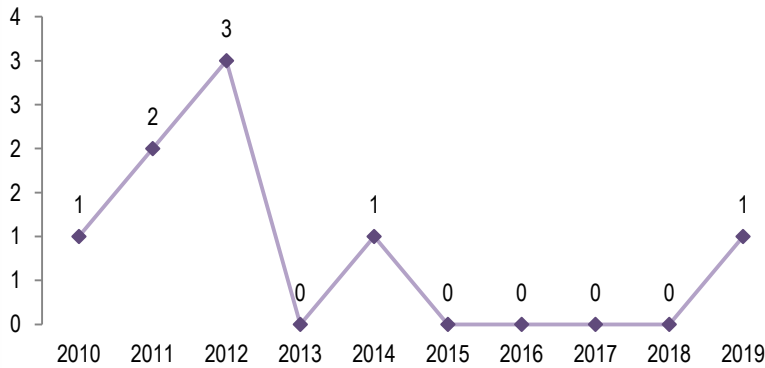
Ayala



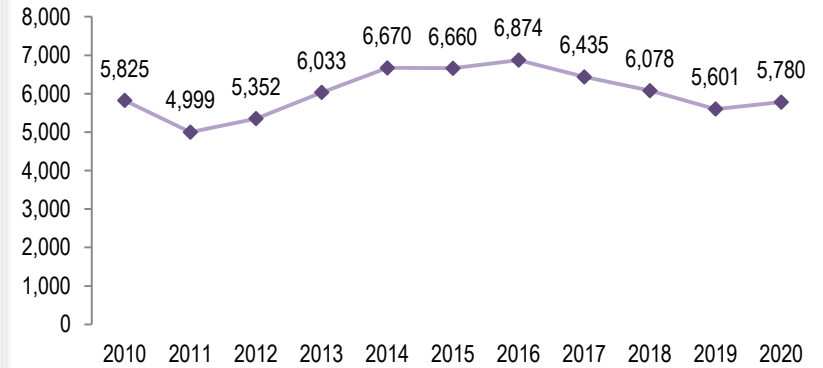


Nacimientos por municipio de ocurrencia 2010-2020

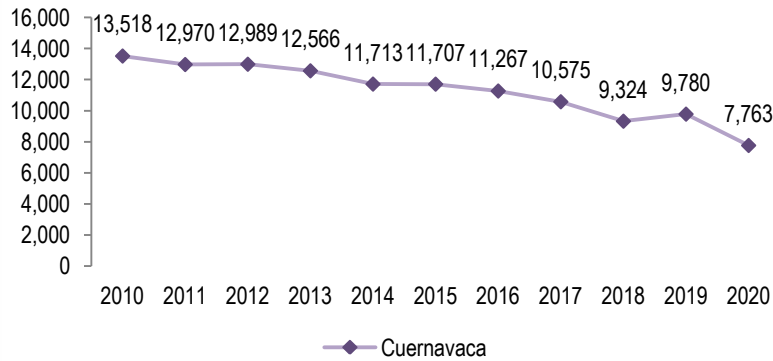
Coatlán Del Río



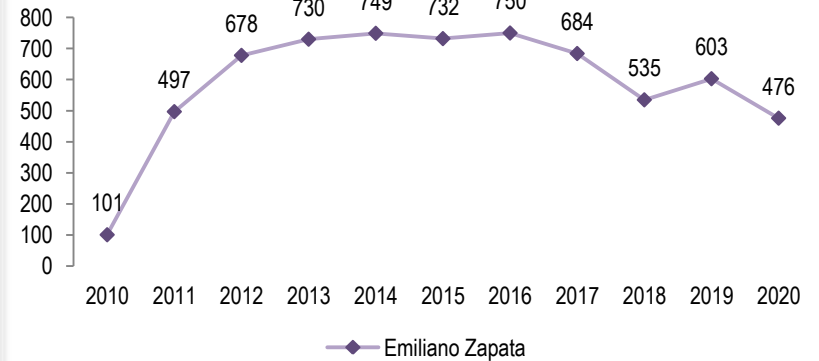
Cuatla



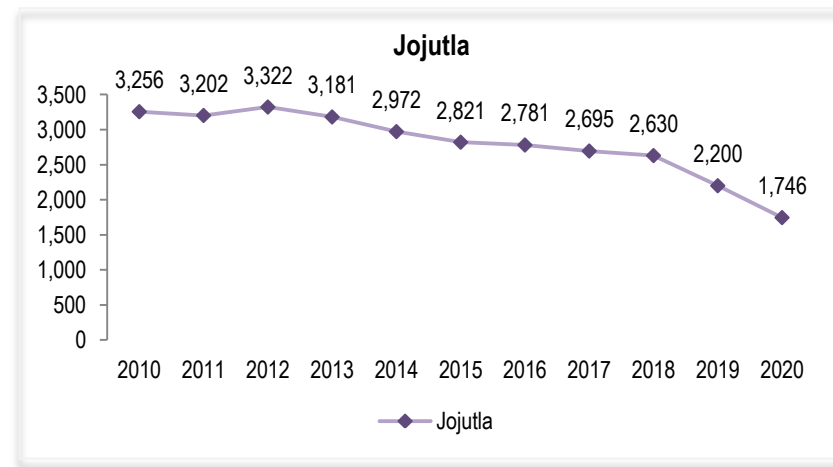
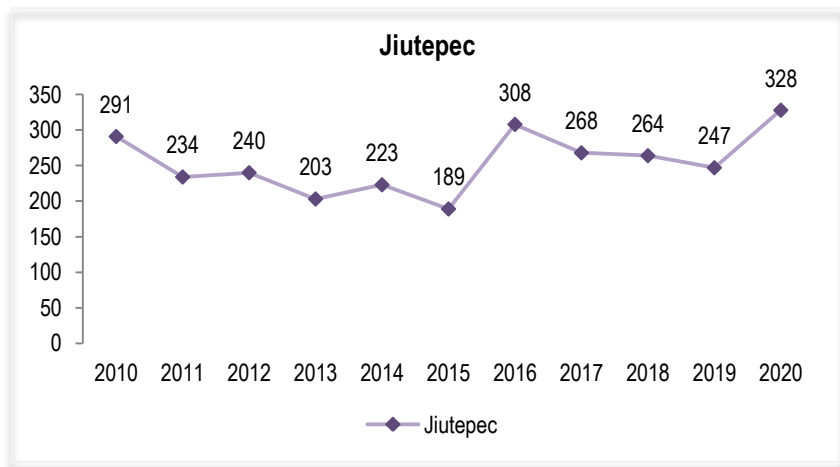
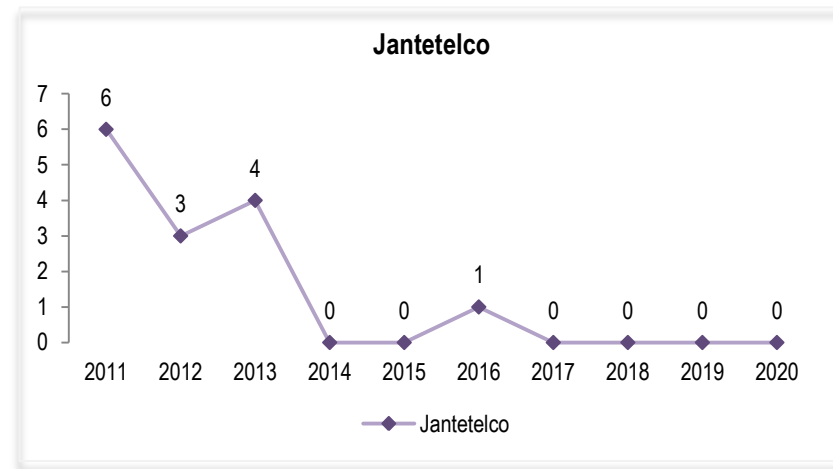
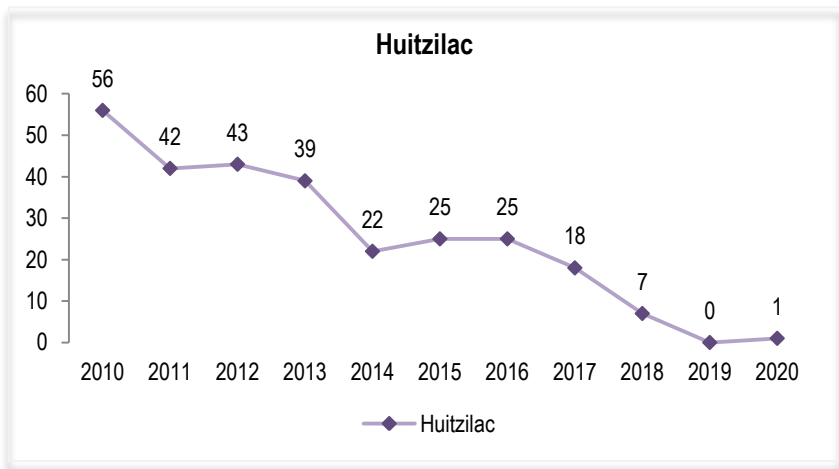
Cuernavaca



Emiliano Zapata

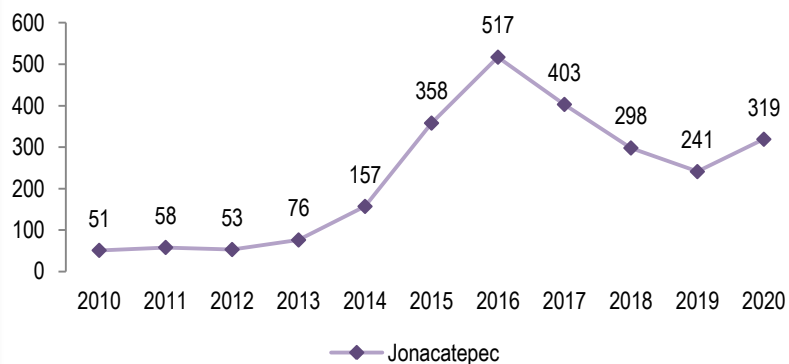


Nacimientos por municipio de ocurrencia 2010-2020

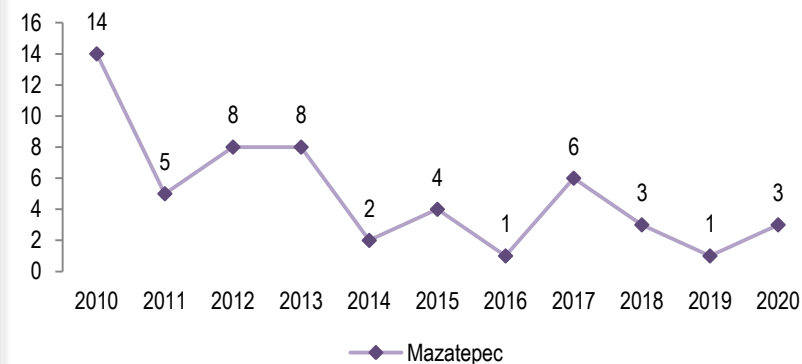


Nacimientos por municipio de ocurrencia 2010-2020

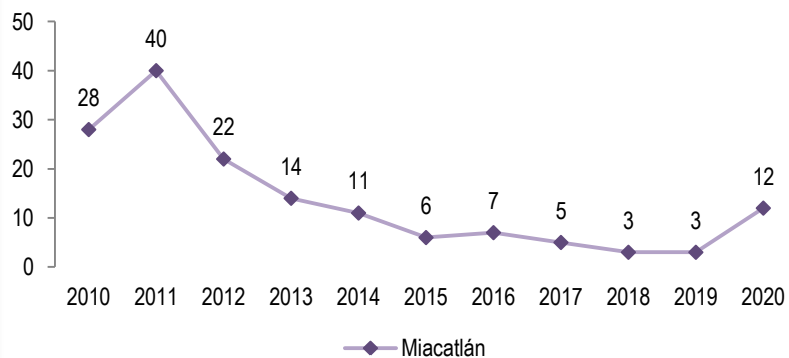
Jonacatepec



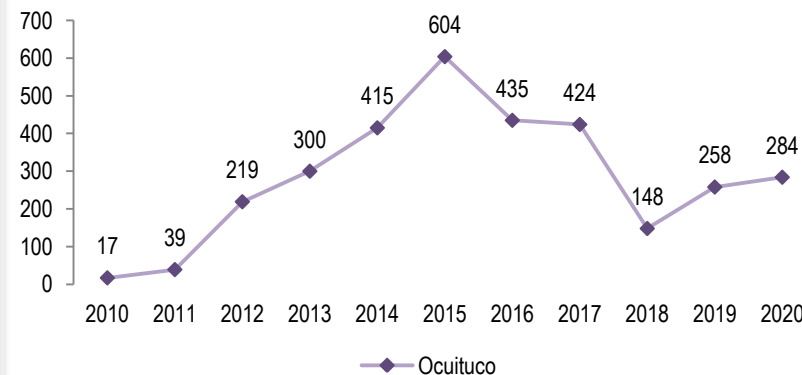
Mazatepec



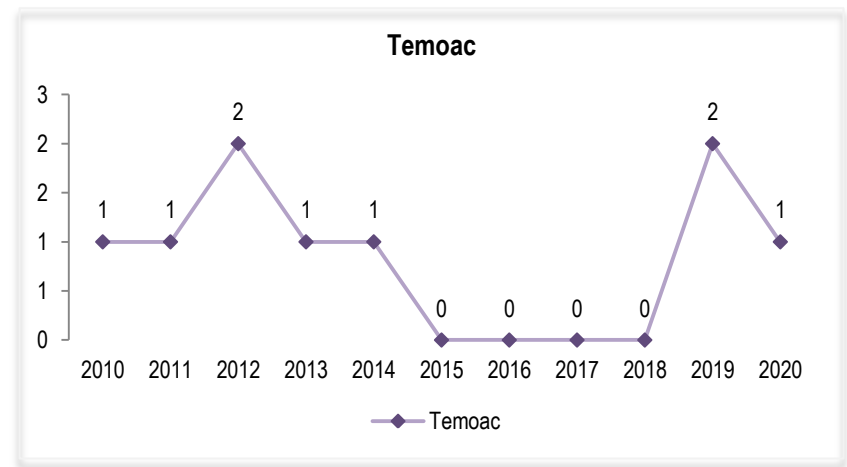
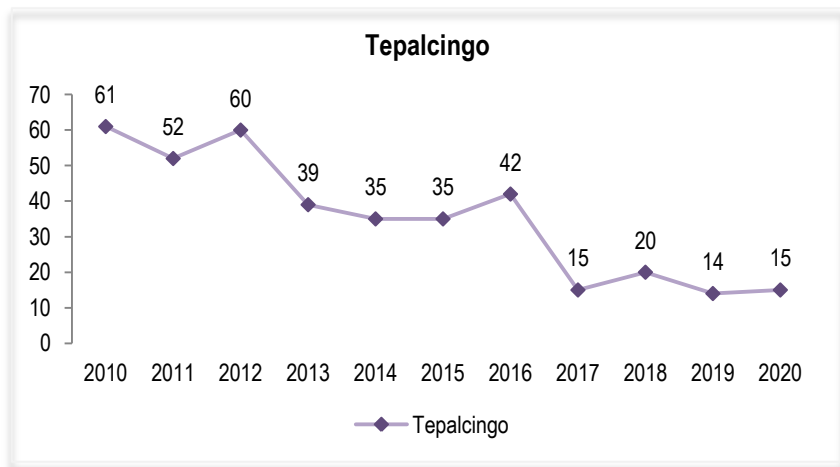
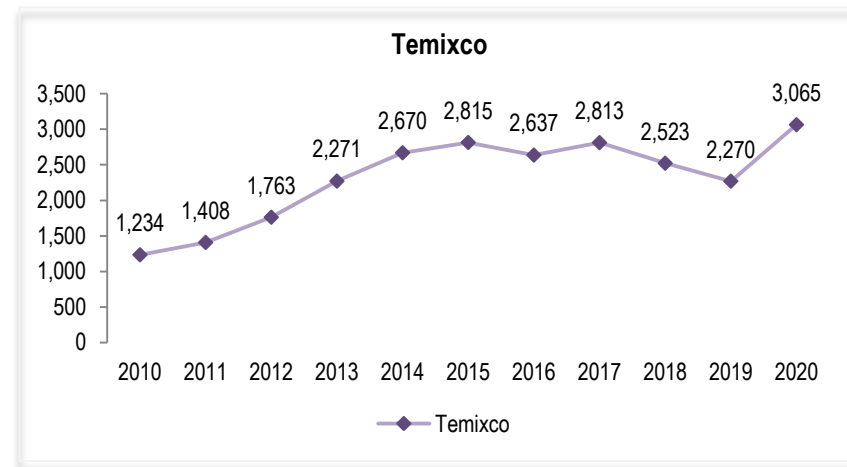
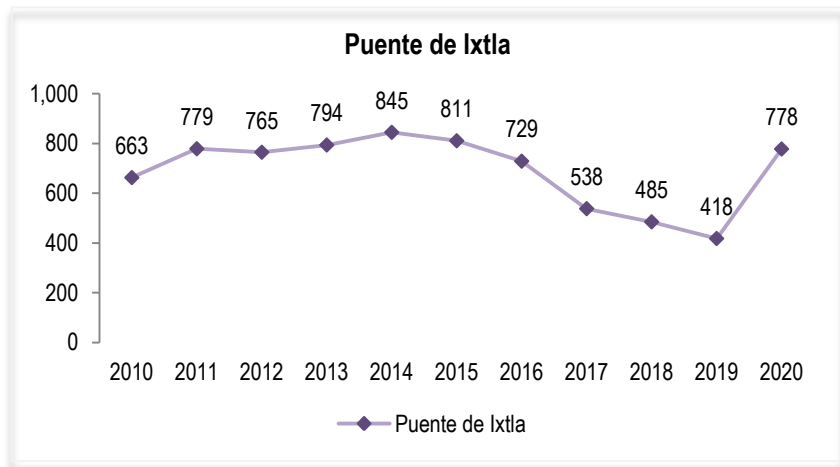
Miacatlán



Ocuituco

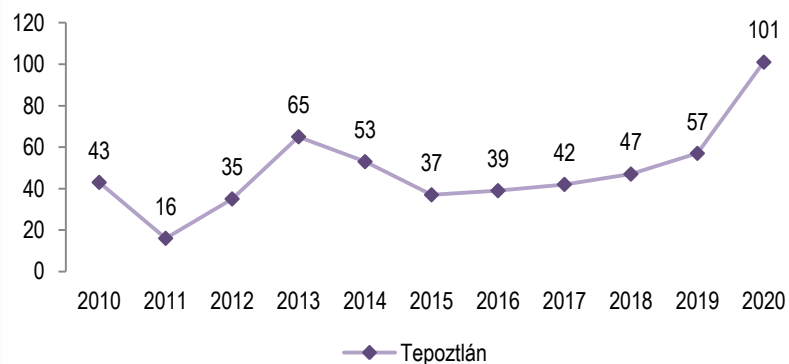


Nacimientos por municipio de ocurrencia 2010-2020

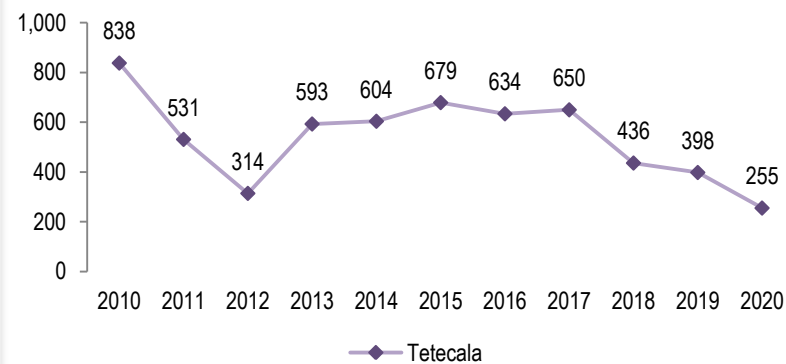


Nacimientos por municipio de ocurrencia 2010-2020

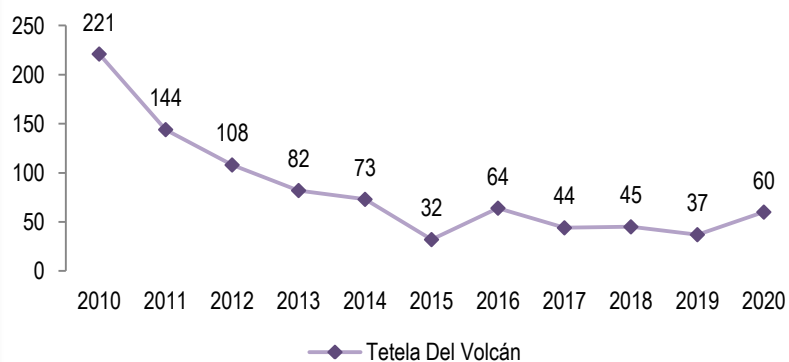
Tepoztlán



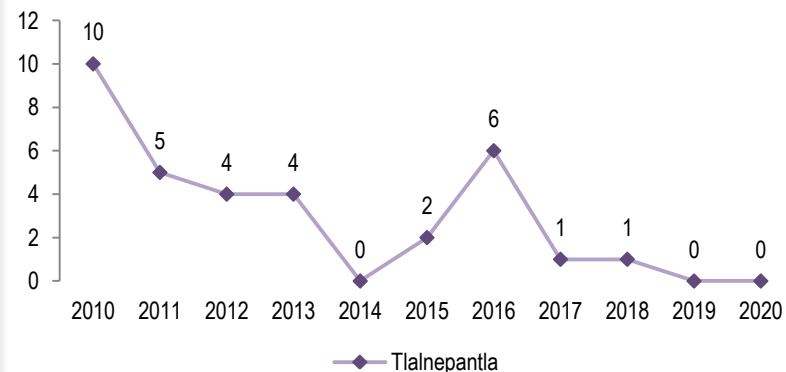
Tetecala



Tetela del Volcán

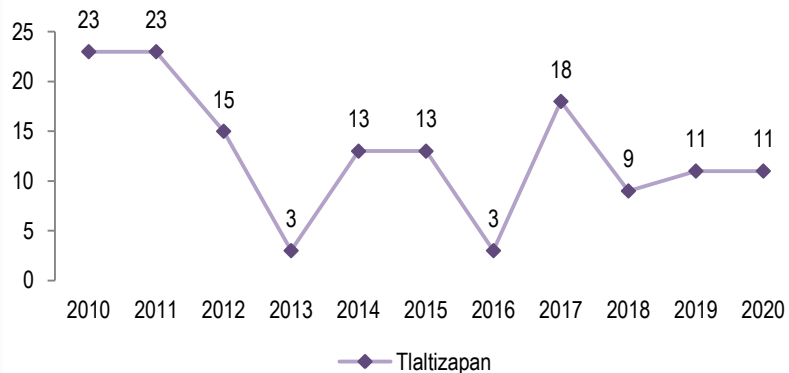


Tlalnepantla

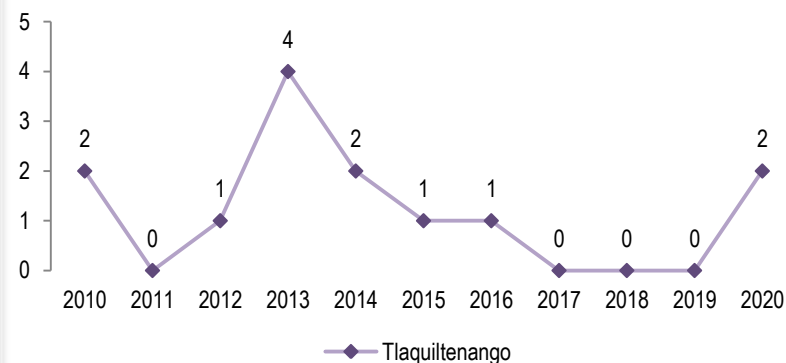


Nacimientos por municipio de ocurrencia 2010-2020

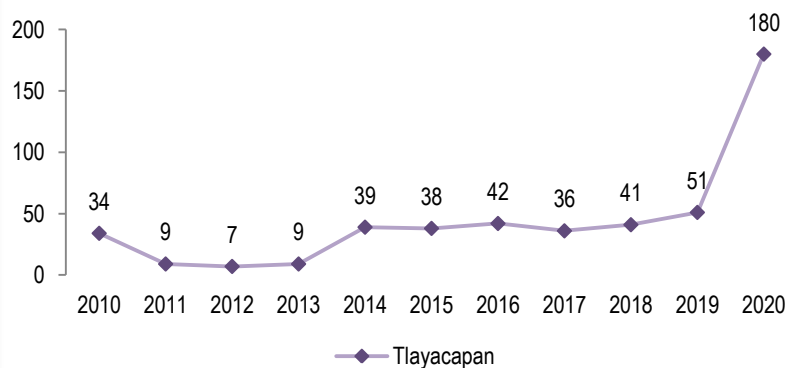
Tlaltizapán



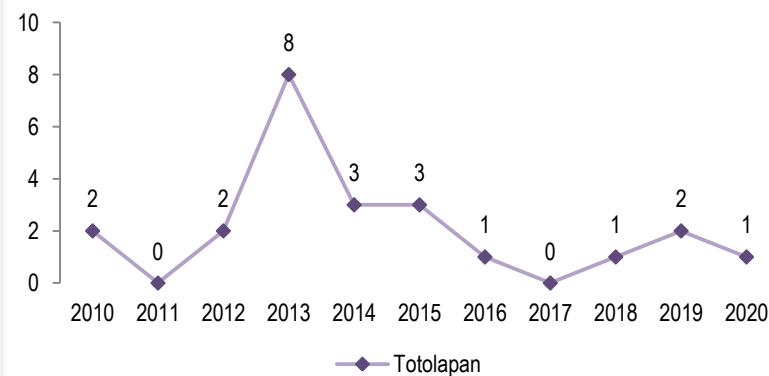
Tlaquiltenango



Tlayacapan

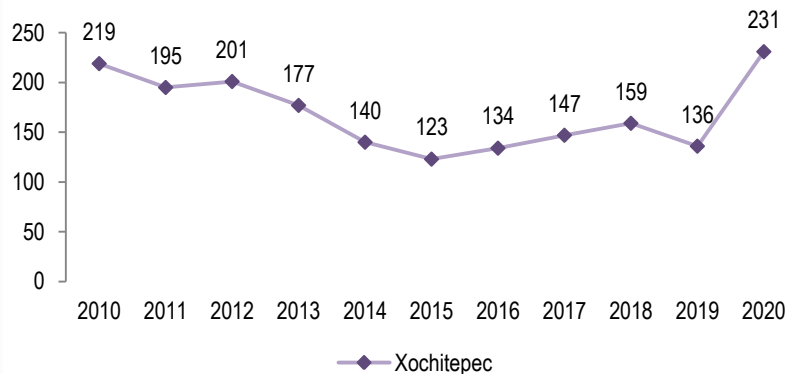


Totolapan

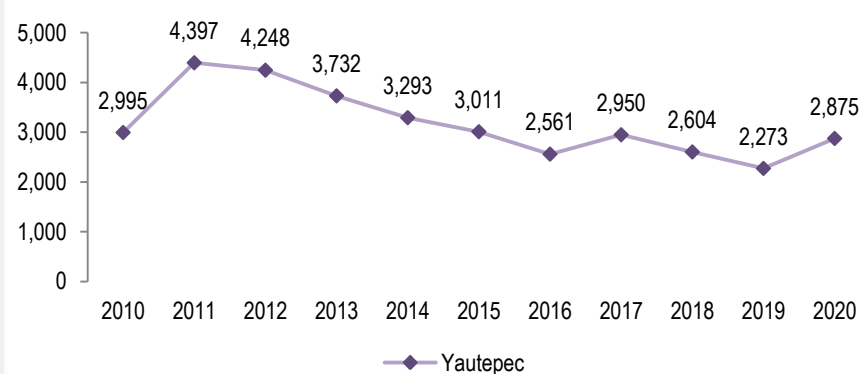


Nacimientos por municipio de ocurrencia 2010-2020

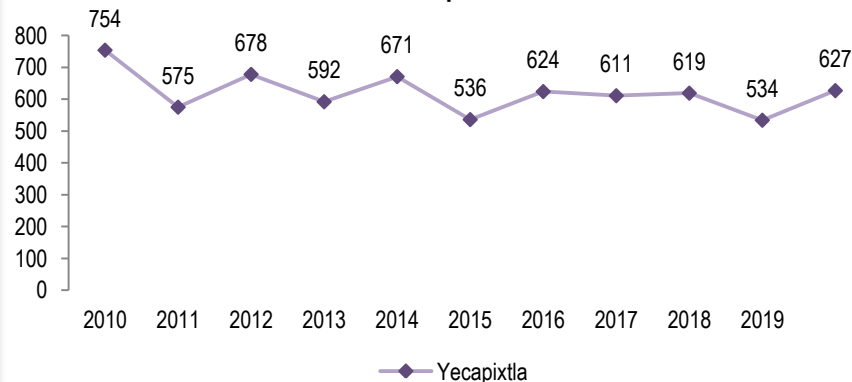
Xochitepec



Yautepec



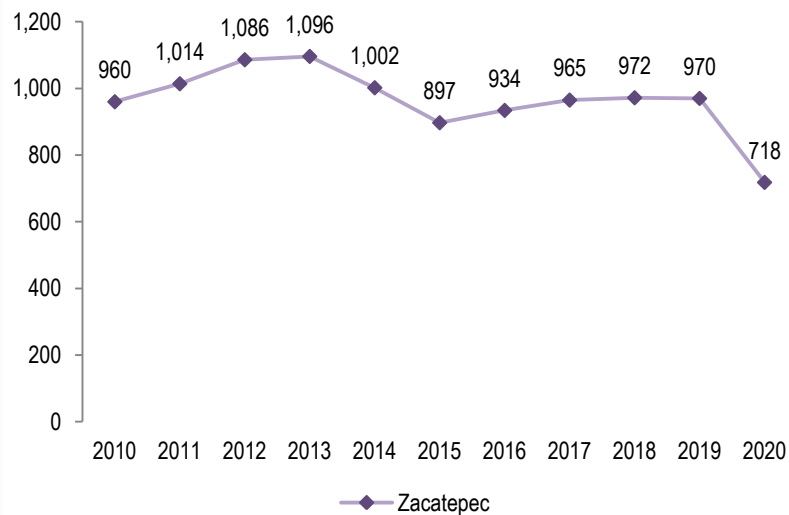
Yecapixtla





Nacimientos por municipio de ocurrencia 2010-2020

Zacatepec



Zacualpan de Amilpas

